



TRI*WEAR™ Wear Pads

TRI*WEAR™ are our premier pipe protection surface pads for areas that will be exposed to rubbing, vibration or small impact loadings. TRI*WEAR™ acts as a second skin protection reinforcing the contact surface. They act as insulators and prevent surface induced corrosion by keeping out moisture, isolating electrical continuity and have superior chemical resistance. TRI*WEAR™ Wear Pads eliminate metal to metal contact and corrosion.

Made from Fiberglass reinforced Vinyl Ester and Epoxy resins, TRI*WEAR™ Wear Pads provide a non-conductive surface that has from 35,000 to 45,000 psi compressive strength and operating temperatures from -60 °F to 500 °F.

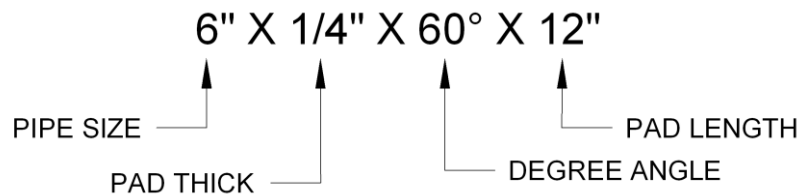


Where required, instead of Fiberglass provide Polypropylene, Aramid or Carbon fiber reinforcement to even further enhance the flexure, impact resistance or strength of your unique application needs.

Part Number Description

TYPICAL SIZES

Description	Pipe Size (")	Thickness (")	Angle (°)	Length (")	Material
TW-.75-.25-60-6-V	3/4	1/4	60	6	Vinyl Ester
TW-1.0-.25-90-12-V	1	1/4	90	12	Vinyl Ester
TW-1.5-.25-120-18-E	1.5	1/4	120	18	Epoxy
TW-2.0-.25-180-24-V	2	1/4	180	24	Vinyl Ester
TW-2.5-.25-60-6-V	2.5	1/4	60	6	Vinyl Ester
TW-3.0-.25-90-12-E	3	1/4	90	12	Epoxy
TW-3.5-.25-120-18-V	3.5	1/4	120	18	Vinyl Ester
TW-4.0-.25-180-24-V	4	1/4	180	24	Vinyl Ester
TW-4.5-.25-60-6-E	4.5	1/4	60	6	Epoxy
TW-5.0-.25-90-12-V	5	1/4	90	12	Vinyl Ester
TW-6.0-.25-120-18-V	6	1/4	120	18	Vinyl Ester
TW-8.0-.25-180-24-E	8	1/4	180	24	Epoxy
TW-10-.25-60-6-V	10	1/4	60	6	Vinyl Ester
TW-12-.25-90-12-V	12	1/4	90	12	Vinyl Ester
TW-14-.25-120-18-E	14	1/4	120	18	Epoxy
TW-16-.25-180-24-V	16	1/4	180	24	Vinyl Ester
TW-18-.25-60-6-V	18	1/4	60	6	Vinyl Ester
TW-20-.25-90-12-E	20	3/8	90	12	Epoxy
TW-24-.25-120-18-V	24	3/8	120	18	Vinyl Ester
TW-30-.25-180-24-V	30	3/8	180	24	Vinyl Ester
TW-32-.25-60-6-E	32	3/8	60	6	Epoxy
TW-36-.25-90-12-V	36	3/8	90	12	Vinyl Ester





SIZE RANGES AND COMPOSITION

LENGTH

Standard Wear Pad Lengths: 6", 12", 18", 24" (in 6" increments)

Custom Wear Pad Lengths: 3" to 36" (any length in this range)

Metric Sizes are available.

RADIUS

Standard Radius Angles: 30 °, 60 °, 90 °, 120 °, 180 °

Custom Radius Angles: 15 ° to 180 ° (any radius in this range)

THICKNESS

Standard Thickness: Pipe sizes $\frac{3}{4}$ " to 22" (1/4")

Pipe sizes 24" to 36" (3/8")

MATERIALS

Standard Composites: Fiberglass + Vinyl Ester Resin

Fiberglass + Epoxy Resin

Custom Composites: Fiberglass + Polyimide or Phenolic

Aramid + any above resin

Polypropylene + any above resin

Aramid Fibers: Stronger than steel and impact resistant

Polypropylene Fibers: Provide greater flexibility where needed

Epoxy Resins: Strongest resin, high temperature range




INSTALLATION

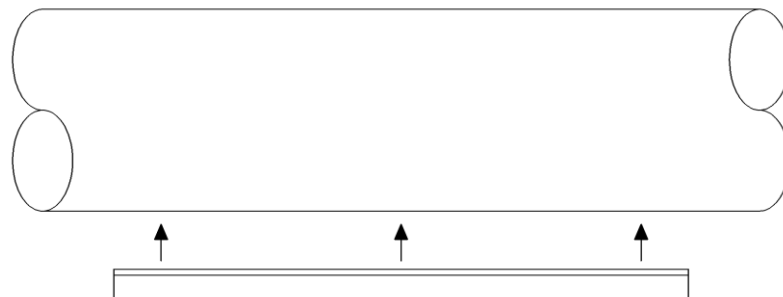
1. - Clean pipe of any rust debris or paint.



2. - Apply epoxy adhesive.



3. - Press onto pipe.



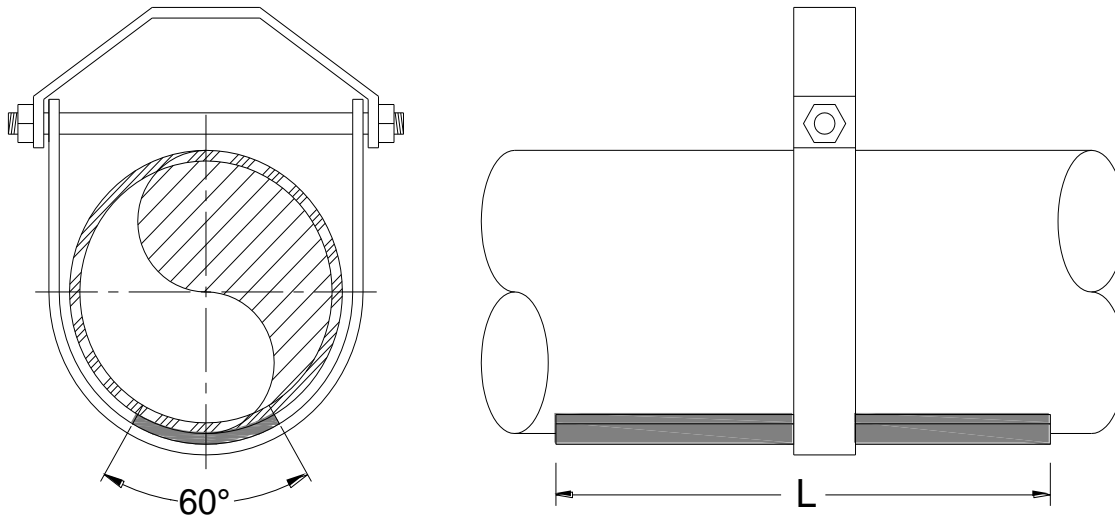
4. - Strap or clamp firmly on to pipe and allow to cure for at least 5 minutes. The ideal curing temperature is 72° F, warmer temperature will accelerate cure, but below 60° a heat lamp can assist the process.



Typical two part epoxy adhesive and epoxy gun with nozzle mixer.



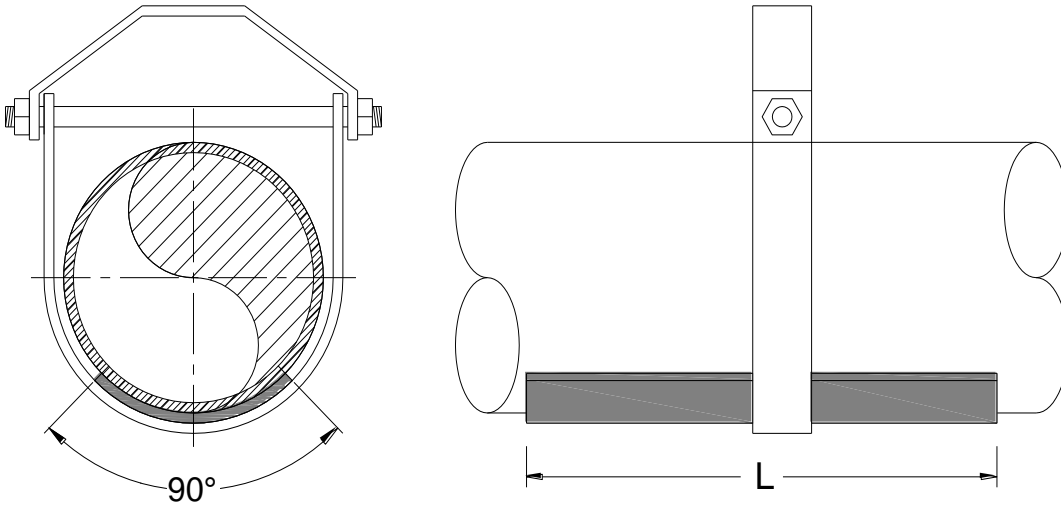
30° AND 60° WEAR PAD



PIPE SIZE	SIZE				
	BOP	ANGLE	PAD THK	W	L
2"	4"	90°	1/4"	2 1/6"	6" TO 24"
2 1/2"	4"	90°	1/4"	2 3/8"	6" TO 24"
3"	4"	90°	1/4"	2 13/16"	6" TO 24"
3 1/2"	4"	90°	1/4"	3 3/16"	6" TO 24"
4"	4"	90°	1/4"	3 9/16"	6" TO 24"
6"	4"	60°	1/4"	3 9/16"	6" TO 24"
8"	4"	60°	1/4"	4 9/16"	6" TO 24"
10"	4"	60°	1/4"	5 5/8"	6" TO 24"
12"	4"	30°	1/4"	3 7/16"	6" TO 24"
14"	4"	30°	1/4"	3 3/4"	6" TO 24"
16"	4"	30°	1/4"	4 1/4"	6" TO 24"
18"	4"	30°	1/4"	4 13/16"	6" TO 24"
20"	4"	30°	1/4"	5 5/16"	6" TO 24"
24"	4"	30°	3/8"	6 3/8"	6" TO 24"
26"	4"	30°	3/8"	6 15/16"	6" TO 24"
28"	4"	30°	3/8"	7 7/16"	6" TO 24"
30"	4"	30°	3/8"	7 15/16"	6" TO 24"
32"	4"	30°	3/8"	8 1/2"	6" TO 24"
34"	4"	30°	3/8"	9"	6" TO 24"
36"	4"	30°	3/8"	9 1/2"	6" TO 24"
38"	4"	30°	3/8"	10"	6" TO 24"
40"	4"	30°	3/8"	10 9/16"	6" TO 24"
42"	4"	30°	3/8"	11 1/16"	6" TO 24"
44"	4"	30°	3/8"	11 9/16"	6" TO 24"
48"	4"	30°	3/8"	12 5/8"	6" TO 24"



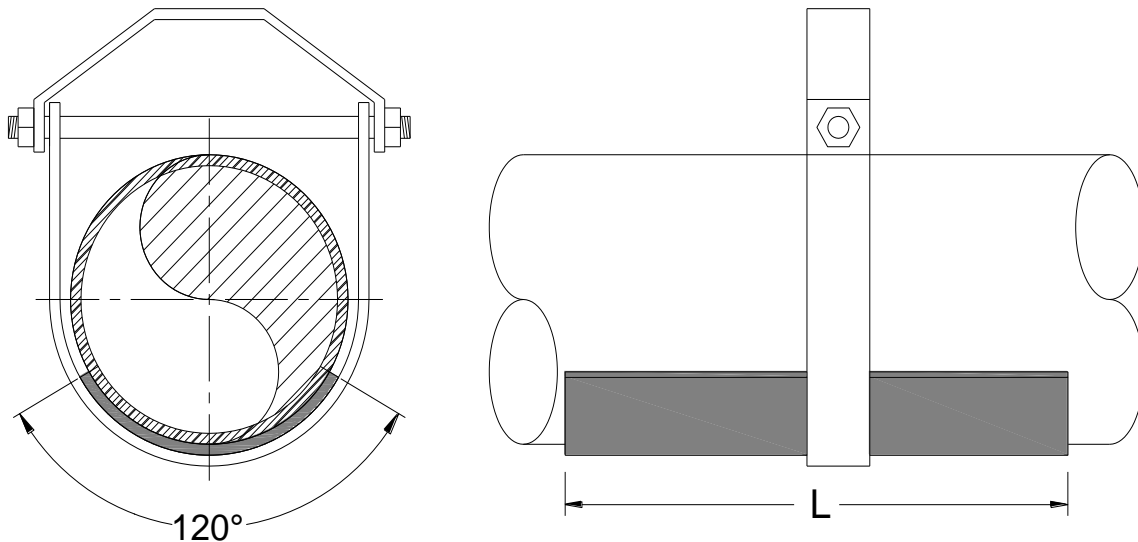
90° WEAR PAD



PIPE SIZE	SIZE				
	BOP	ANGLE	PAD THK	W	L
2"	4"	90°	1/4"	2 1/6"	6" TO 24"
2 1/2"	4"	90°	1/4"	2 3/8"	6" TO 24"
3"	4"	90°	1/4"	2 13/16"	6" TO 24"
3 1/2"	4"	90°	1/4"	3 3/16"	6" TO 24"
4"	4"	90°	1/4"	3 9/16"	6" TO 24"
6"	4"	90°	1/4"	3 9/16"	6" TO 24"
8"	4"	90°	1/4"	4 9/16"	6" TO 24"
10"	4"	90°	1/4"	5 5/8"	6" TO 24"
12"	4"	90°	1/4"	3 7/16"	6" TO 24"
14"	4"	90°	1/4"	3 3/4"	6" TO 24"
16"	4"	90°	1/4"	4 1/4"	6" TO 24"
18"	4"	90°	1/4"	4 13/16"	6" TO 24"
20"	4"	90°	1/4"	5 5/16"	6" TO 24"
24"	4"	90°	3/8"	6 3/8"	6" TO 24"
26"	4"	90°	3/8"	6 15/16"	6" TO 24"
28"	4"	90°	3/8"	7 7/16"	6" TO 24"
30"	4"	90°	3/8"	7 15/16"	6" TO 24"
32"	4"	90°	3/8"	8 1/2"	6" TO 24"
34"	4"	90°	3/8"	9"	6" TO 24"
36"	4"	90°	3/8"	9 1/2"	6" TO 24"
38"	4"	90°	3/8"	10"	6" TO 24"
40"	4"	90°	3/8"	10 9/16"	6" TO 24"
42"	4"	90°	3/8"	11 1/16"	6" TO 24"
44"	4"	90°	3/8"	11 9/16"	6" TO 24"
48"	4"	90°	3/8"	12 5/8"	6" TO 24"



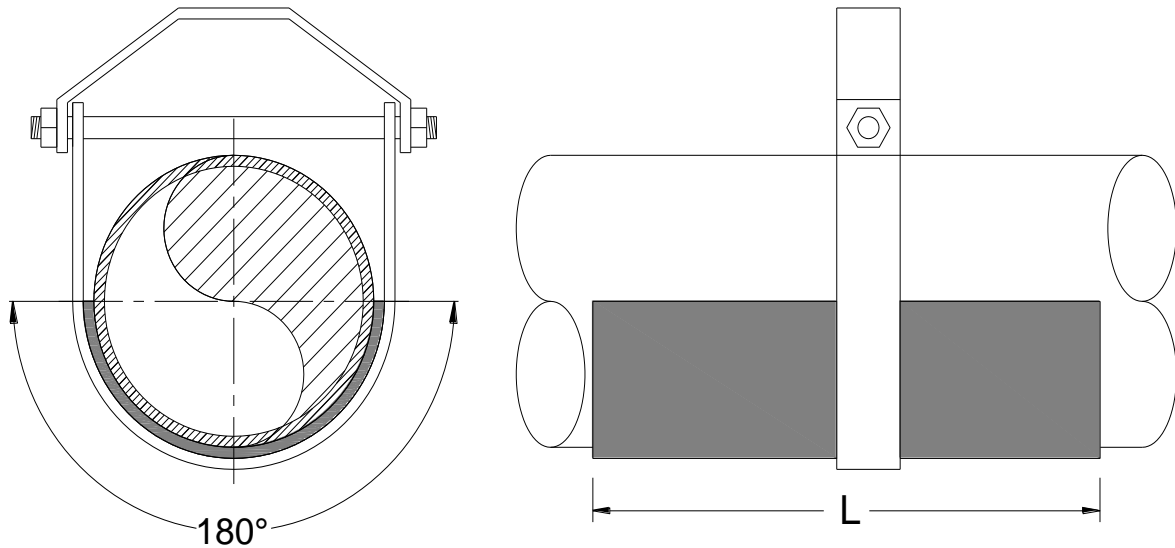
120° WEAR PAD



PIPE SIZE	SIZE				
	BOP	ANGLE	PAD THK	W	L
2"	4"	90°	1/4"	2 1/6"	6" TO 24"
2 1/2"	4"	90°	1/4"	2 3/8"	6" TO 24"
3"	4"	90°	1/4"	2 13/16"	6" TO 24"
3 1/2"	4"	90°	1/4"	3 3/16"	6" TO 24"
4"	4"	90°	1/4"	3 9/16"	6" TO 24"
6"	4"	90°	1/4"	3 9/16"	6" TO 24"
8"	4"	90°	1/4"	4 9/16"	6" TO 24"
10"	4"	90°	1/4"	5 5/8"	6" TO 24"
12"	4"	90°	1/4"	3 7/16"	6" TO 24"
14"	4"	90°	1/4"	3 3/4"	6" TO 24"
16"	4"	90°	1/4"	4 1/4"	6" TO 24"
18"	4"	90°	1/4"	4 13/16"	6" TO 24"
20"	4"	90°	1/4"	5 5/16"	6" TO 24"
24"	4"	90°	3/8"	6 3/8"	6" TO 24"
26"	4"	90°	3/8"	6 15/16"	6" TO 24"
28"	4"	90°	3/8"	7 7/16"	6" TO 24"
30"	4"	90°	3/8"	7 15/16"	6" TO 24"
32"	4"	90°	3/8"	8 1/2"	6" TO 24"
34"	4"	90°	3/8"	9"	6" TO 24"
36"	4"	90°	3/8"	9 1/2"	6" TO 24"
38"	4"	90°	3/8"	10"	6" TO 24"
40"	4"	90°	3/8"	10 9/16"	6" TO 24"
42"	4"	90°	3/8"	11 1/16"	6" TO 24"
44"	4"	90°	3/8"	11 9/16"	6" TO 24"
48"	4"	90°	3/8"	12 5/8"	6" TO 24"



180° WEAR PAD



PIPE SIZE	SIZE				
	BOP	ANGLE	PAD THK	W	L
2"	4"	90°	1/4"	2 1/6"	6" TO 24"
2 1/2"	4"	90°	1/4"	2 3/8"	6" TO 24"
3"	4"	90°	1/4"	2 13/16"	6" TO 24"
3 1/2"	4"	90°	1/4"	3 3/16"	6" TO 24"
4"	4"	90°	1/4"	3 9/16"	6" TO 24"
6"	4"	90°	1/4"	3 9/16"	6" TO 24"
8"	4"	90°	1/4"	4 9/16"	6" TO 24"
10"	4"	90°	1/4"	5 5/8"	6" TO 24"
12"	4"	90°	1/4"	3 7/16"	6" TO 24"
14"	4"	90°	1/4"	3 3/4"	6" TO 24"
16"	4"	90°	1/4"	4 1/4"	6" TO 24"
18"	4"	90°	1/4"	4 13/16"	6" TO 24"
20"	4"	90°	1/4"	5 5/16"	6" TO 24"
24"	4"	90°	3/8"	6 3/8"	6" TO 24"
26"	4"	90°	3/8"	6 15/16"	6" TO 24"
28"	4"	90°	3/8"	7 7/16"	6" TO 24"
30"	4"	90°	3/8"	7 15/16"	6" TO 24"
32"	4"	90°	3/8"	8 1/2"	6" TO 24"
34"	4"	90°	3/8"	9"	6" TO 24"
36"	4"	90°	3/8"	9 1/2"	6" TO 24"
38"	4"	90°	3/8"	10"	6" TO 24"
40"	4"	90°	3/8"	10 9/16"	6" TO 24"
42"	4"	90°	3/8"	11 1/16"	6" TO 24"
44"	4"	90°	3/8"	11 9/16"	6" TO 24"
48"	4"	90°	3/8"	12 5/8"	6" TO 24"



Notes: